

## Weld Cell Safety Enclosures

*With 32 years experience in designing and manufacturing welding cells, Weldlogic sets a new standard in system design.*

**PWL Weld Lathes provide the most versatile, precision and rugged welding platform in the industry.**

Table top safety enclosure provides a safe environment for weld welding energetics or propellant devices and shields operators and surrounding personnel from arc rays.



Zero gravity sliding front door with safety switch which does not allow the system to operate with the door in the open position.

In the event the door is opened during the welding process the arc is automatically shut off.

Includes a remote start /stop pendant mounted outside the enclosure.

### OPTIONS:

- Light curtain/hands out of work area
- Remote viewing camera
- Exhaust/Fume extraction
- Pneumatic door lift
- Arc shield/flip up lense with micro-switch safety feature
- Arc shield/4 sided rigid with blackout non-reflective barrier
- Digital Read Out/position indicator




**WELDLOGIC, INC.**

[www.weldlogic.com](http://www.weldlogic.com)

Headquarters: Weldlogic, Inc. • 2651 Lavery Court • Newbury Park, CA 91320 • Tel: 805-498-4004 • Fax: 805-498-1761

European Office: Weldlogic Europe • Blackstone Road, Huntingdon, Cambridgeshire, PE29 6EF, UK • Tel. 01480 437478 • Fax. 01480 437479

## Weld Cell Safety Enclosures



**WELDLOGIC, INC.**

Headquarters: Weldlogic, Inc. • 2651 Lavery Court • Newbury Park, CA 91320 • Tel: 805-498-4004 • Fax: 805-498-1761

European Office: Weldlogic Europe • Blackstone Road, Huntingdon, Cambridgeshire, PE29 6EF, UK • Tel. 01480 437478 • Fax. 01480 437479