

Model PLSC Precision Longitudinal Seamer Combination



- TIG
- PLASMA
- LASER
- MIG
- SUB ARC

The Weldlogic, Inc. PLSC External - Internal line of seamers is designed to allow the customer to make both ID & OD welds. With its stream-line rigid platform design and uniquely angled arms allows the PLSC to accommodate ID welding diameters down to 42". The PLSC's maximum diameter for OD welds is a standard 42" although Weldlogic 'Risers Blocks' can be added to increase the OD diameter.

The precision components and standard features of the PLSC seamers provide a highly engineered complete platform for longitudinal welding internally and externally. Optional features and available programmable welding controls provide unmatched capability for automating the welding process.

Contact our engineers to receive free weld process evaluation and sample welds.



- COMPLETE PRODUCT OFFERING
- RELIABLE, SIMPLE TO OPERATE
- ALL WELDABLE MATERIALS
- MANY CUSTOM OPTIONS
- NO PART SIZE LIMITATION
- FOR ALL ARC WELDING PROCESSES

Highly consistent “fully penetrated” welds are easily achieved with this method of seam welding. Expect a weld free of melt-through, blow holes, extreme shrinkage or distortion.



Weldlogic seam welder includes high accuracy controls and many other features included to enable high production and high quality results.

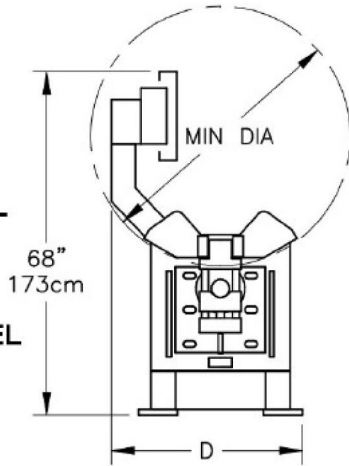
Weldlogic manufactures a standard range of seam welders for part lengths up to 180” (15 ft.) Thickness Ranges: .003” - .500” - **Contact us for a quotation.**



MIN. DIA.

UP TO MODEL
PLSC-168
42" (106cm)

ABOVE MODEL
PLSC-168
54" (137cm)

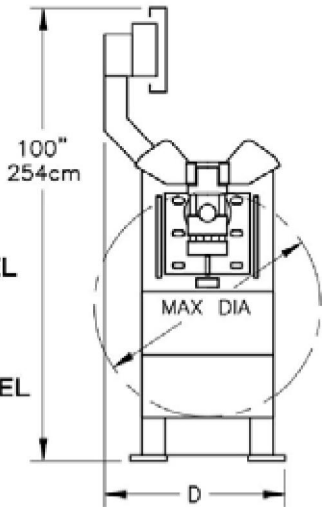


INTERNAL MODE

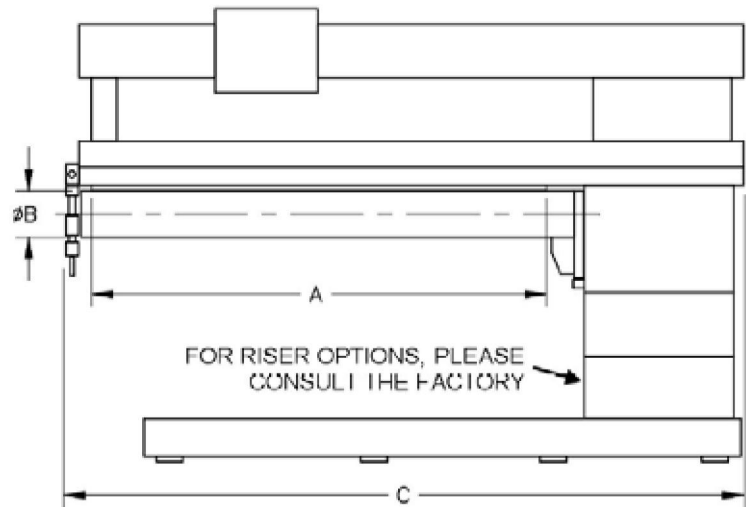
MAX. DIA.

UP TO MODEL
PLSC-168
42" (106cm)

ABOVE MODEL
PLSC-168
54" (137cm)



EXTERNAL MODE



Model Number	"A"		"B"		"C"		"D"		Approx. Shipping Weight		Material Thickness Capacity		Carriage Tracking Accuracy	
	Welding Length	Min. Dia.	Overall Length	Overall Width	lbs	kg	in	mm	in	mm	in	mm		
PLSC-72	72	182.9	6.00	15.2	117.38	298.1	39.50	100.3	5,300	2409	.020 - .375	.51 - 9.5	+/- .015	+/- .40
PLSC-84	84	213.4	6.88	17.5	129.38	328.6	39.50	100.3	5,900	2682	.020 - .375	.51 - 9.5	+/- .015	+/- .40
PLSC-96	96	243.8	7.25	18.4	141.38	359.1	39.50	100.3	6,400	2909	.020 - .375	.51 - 9.5	+/- .015	+/- .40
PLSC-120	120	304.8	9.50	24.1	176.00	447.0	41.50	105.4	12,000	5455	.020 - .375	.51 - 9.5	+/- .015	+/- .40
PLSC-144	144	365.8	12.25	31.1	200.00	508.0	41.50	105.4	13,000	5909	.020 - .375	.51 - 9.5	+/- .015	+/- .40
PLSC-168	168	426.7	15.25	38.7	224.00	569.0	41.50	105.4	14,000	6364	.020 - .375	.51 - 9.5	+/- .015	+/- .40
PLSC-192	192	487.7	8.50	21.6	248.00	629.9	41.50	105.4	15,000	6818	.020 - .375	.51 - 9.5	+/- .015	+/- .40
PLSC-216	216	548.6	21.25	54.0	272.00	690.9	41.50	105.4	16,000	7273	.020 - .375	.51 - 9.5	+/- .015	+/- .40
PLSC-240	240	609.6	24.25	61.6	296.00	751.8	41.50	105.4	17,000	7727	.020 - .375	.51 - 9.5	+/- .015	+/- .40