






WELDLOGIC
FORMING & WELDING SOLUTIONS

WELDING SOLUTIONS
FOR ADVANCED
MANUFACTURING

Vertical Laser Lathe Welding Cell

SEE IT IN
ACTION 



Plasma | TIG | Laser | Mig | Sub-Arc

Engineering Challenge

CHALLENGE ▼

Design and build a vertical laser welding lathe to conserve on expensive factory space and offer the end user a computer controlled Laser that has many options to weld a wide variety of assemblies fast and efficient.

SOLUTION ▼

Weldlogic Engineering took our AWS-Laser controller, Vertical Weld lathe and placed in on a compact 40" x 40" work station to offer a high production very multi axis capable weld cell.

OPTIONS INCLUDE: Seam Tracking, Laser Beam Oscillation, Wire Feed, 2nd & 3rd CNC axis, Auto Feeder, Auto Ejector, Weld Inspection. Contact the Experts at Weldlogic for your solution.

WELDLOGIC USA

2651 Lavery Court
Newbury Park, CA 91320

Tel. 805.498.4004 | Fax. 805.498.1761

WELDLOGIC EUROPE

Blackstone Road, Huntingdon
Cambridgeshire, PE29 6EF, UK

Tel. 01480 437478 | Fax. 01480 437479

WELDLOGIC.COM