
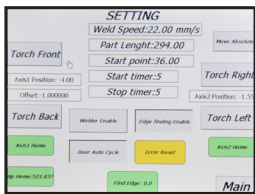

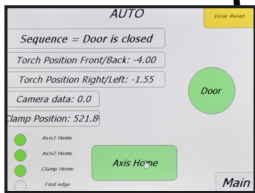


## High Production Automatic Seam Welder



High Production Automatic Seam Welder by Weldlogic, Inc. Weldlogic Engineering were tasked to build an High production Seam Welder 100+ P.P.H. to accommodate a range of diameters-thicknesses and lengths. Manually-Load the part into the part cradle seam up & close the door.

- Automatically the system hydraulically compresses the part axially and radially
- The Seam Finder camera servo aligns the torch over seam center every part
- C.N.C. Torch positioning welds the seam over precise length
- Torch retracts to home position / Tooling retracts to home position after each weld
- Door opens to present a perfectly welded tank for easy removal

**Change over time less than 2 minutes**

**Low Skill level to operate automatic machine**

**HMI to store programs**

**Low Tooling Cost**

**Adaptable to range of diameters and lengths**

## High Production Automatic Seam Welder

Contact Weldlogic to have your application assessed for this system.

**CLICK HERE FOR VIDEO DEMONSTRATION**

