



**WELDLOGIC**  
FORMING & WELDING SOLUTIONS

WELDING SOLUTIONS  
FOR ADVANCED  
MANUFACTURING

Featuring our

**WELDLOGIC**

Hi-Def WELD POOL VISION™




**PWL-15-36 DUAL SPINDLE DRIVEN  
3-AXIS VERTICAL WELDING LATHE**

*Rotational Welding Precision. Redefined.*



Plasma | TIG | Laser | Mig | Sub-Arc

**CLICK HERE TO  
SEE IT IN ACTION** 


More info on page 2 and 3 

**Bring us your toughest rotational weld application. We'll show you exactly what the PWL-15-36 can do!**

**WELDLOGIC USA**  
2651 Lavery Court  
Newbury Park, CA 91320  
Tel. 805.498.4004 | Fax. 805.498.1761

**WELDLOGIC.COM**

**WELDLOGIC EUROPE**  
Blackstone Road, Huntingdon  
Cambridgeshire, PE29 6EF, UK  
Tel. 01480 437478 | Fax. 01480 437479



**Rotational Welding Precision. Redefined.**

**Built for Demanding Rotational Weld Applications ▼**

The Weldlogic PWL-15-36 is a heavy-duty, dual spindle driven 3-axis vertical welding lathe engineered for operations where precision, repeatability, and weld integrity are everything. Paired with the AWS-210 Advanced Welding System Controller, this is a complete, fully integrated automated welding platform — ready to take on your most complex rotational weld challenges.

**Total System Control from a Single Platform ▼**

The AWS-210 Advanced Welding System Controller with 12" HMI Operator's Pendant puts the entire weld process at your fingertips. Program weld recipes, monitor live parameters, and make real-time adjustments — all from an intuitive, large-format shop floor interface designed for operators at every skill level. No tribal knowledge. No guesswork. Just consistent, repeatable welds.

**3-Axis Programmable Positioning ▼**

The Weldlogic PWL-15-36 is a heavy-duty, dual spindle driven 3-axis vertical welding lathe engineered for operations where precision, repeatability, and weld integrity are everything. Paired with the AWS-210 Advanced Welding System Controller, this is a complete, fully integrated automated welding platform — ready to take on your most complex rotational weld challenges.

**See the Weld. Own the Quality. ▼**



The integrated Hi-Def Weld Pool Vision System gives operators real-time, high-definition visibility into the weld pool — putting quality control directly in front of the operator where it matters most. Catch inconsistencies before they become defects. Produce with confidence every single cycle.




**WELDLOGIC**  
FORMING & WELDING SOLUTIONS

WELDING SOLUTIONS  
FOR ADVANCED  
MANUFACTURING



**WELDLOGIC**  
Hi-Def WELD POOL VISION™



**WELDLOGIC USA**

2651 Lavery Court  
Newbury Park, CA 91320  
Tel. 805.498.4004 | Fax. 805.498.1761

**Contact us Today for your Welding Solutions!**

**WELDLOGIC.COM**

**WELDLOGIC EUROPE**

Blackstone Road, Huntingdon  
Cambridgeshire, PE29 6EF, UK  
Tel. 01480 437478 | Fax. 01480 437479